



Series H12WD

25-125Amp • 480 Vac • AC Output

- 1200 Volt Blocking
- Panel Mount
- Up to 660 Vac
- Zero Voltage and Random Turn-On
- SCR Output
- Integrated Overvoltage Protection by Automatic Self Turn-On (Suffix P)

High voltage relays use IC driven circuits for switching loads up to 660 VAC. All models come with 1200 Volts blocking. Type H12WD is a snubberless (reduced leakage current). Manufactured in Crydom's ISO 9001 Certified facility for optimum product performance and reliability.

MODEL NUMBERS	H12WD4825	H12WD4850	H12WD4875	H12WD4890	H12WD48125 [®]
OUTPUT SPECIFICATIONS ①					
Operating Voltage (47-63 Hz) [Vrms]	48-660	48-660	48-660	48-660	48-660
Max. Load Current ② [Arms]	25	50	75	90	125
Min. Load Current [mArms]	150	150	150	150	150
Transient Overvoltage [Vpk]	1200	1200	1200	1200	1200
Max. Surge Current, (16.6ms) [Apk]	250	625	1000	1200	1750
Max. On-State Voltage Drop @ Rated Current [Vpk]	1.6	1.6	1.6	1.6	1.7
Thermal Resistance Junction to Case (R _{θJC}) [°C/W]	1.02	.63	.31	.28	.22
Maximum I ² t for Fusing, (8.3 msec.) [A ² sec]	260	1620	4150	6000	12700
Max. Off-State Leakage Current @ Rated Voltage [mArms]	1.0	1.0	1.0	1.0	1.0
Min. Off-State dV/dt @ Max. Rated Voltage [V/μsec] ②	500	500	500	500	500
Max. Turn-On Time ④	1/2 Cycle	1/2 Cycle	1/2 Cycle	1/2 Cycle	1/2 Cycle
Max. Turn-Off Time	1/2 Cycle	1/2 Cycle	1/2 Cycle	1/2 Cycle	1/2 Cycle
Power Factor (Min.) with Max. Load	0.5	0.5	0.5	0.5	0.5

INPUT SPECIFICATIONS ①

Control Voltage Range	4-32 Vdc
Max. Turn-On Voltage	4.0 Vdc
Min. Turn-Off Voltage	1.0 Vdc
Nominal Input Impedance	See Note 5
Typical Input Current	15 mA @ 5 Vdc ⑤

© 2002 CRYDOM CORP. Specifications subject to change without notice.

GENERAL NOTES

- ① All parameters at 25°C unless otherwise specified.
- ② Off-State dV/dt test method per EIA/NARM standard RS-443, paragraph 13.11.1
- ③ Heat sinking required, for derating curves see page 2.
- ④ Turn-on time for DC control random turn-on versions is 0.02 msec.
- ⑤ Input circuitry incorporates active current limiter.
- ⑥ CE Compliant only.



National Plastic Heater Sensor & Control Co.

phone: 416.491.8436 toll free: 1.877.674.9744 fax: 416.491.2433

Toronto, Ontario Canada e-mail: sales@nphheaters.com website www.nphheaters.com

Series H12WD

25-125Amp • 480 Vac • AC Output

GENERAL SPECIFICATIONS

Dielectric Strength 50/60Hz Input/Output/Base	4000 Vrms
Insulation Resistance (Min.) @ 500 Vdc	10 ⁹ Ohm
Max. Capacitance Input/Output	8 pF
Ambient Operating Temperature Range	-40 to 80 °C
Ambient Storage Temperature Range	-40 to 125 °C

MECHANICAL SPECIFICATIONS

Weight: (typical)	3.0 oz. (86.5g)
Encapsulation:	Thermally Conductive Epoxy
Terminals:	Screws and Saddle Clamps Furnished, Unmounted

CRYDOM

Control over power

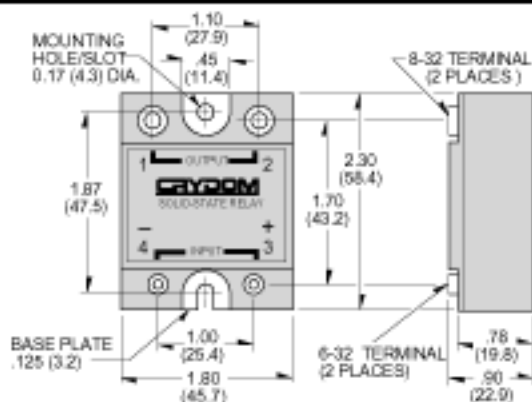
Crydom Heat Sinks offer excellent thermal management and are perfectly matched to the load current ratings of Crydom panel mount relays. Request Crydom's Heat Sink specification sheet for all the details.

Available Options

- F** Faston Terminals.
(Up to 50 Amp Models)
Example: H12WD4850F
- G** Input Status LED.
Agencies Approval Pending
Example: H12WD4850G
Note: Control Voltage Range 5.5-32 Vdc
- P** Internal Overvoltage Protection.
Relay Will Self Trigger Between 900-1200Vpk. Not Suitable For Capacitive Loads.
Agencies Approval Pending.
Example: H12WD4850P
- 10** Random Turn-On.
Example: H12WD4850-10

Ordering System: Combination of the suffixes should be made in the following order:
FPG-10.

Example: H12WD4850FPG-10

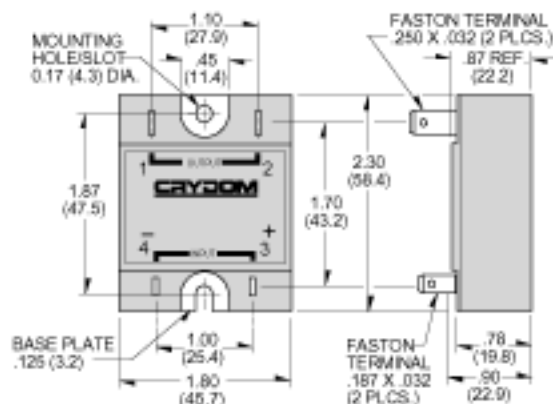


Screw Torque Requirements:

6-32 Screws - 10 in. lbs.,
8-32 and 10-32 Screws - 20 in. lbs.
(Screws dry without grease.)

Fastons:

Single pair (up to 25A)
Double pair* (up to 50A).
*Caution: User must connect to both pairs



All dimensions are in inches (millimeters)

© 2002 CRYDOM CORP. Specifications subject to change without notice.



National Plastic Heater Sensor & Control Co.

phone: 416.491.8436 toll free: 1.877.674.9744 fax: 416.491.2433

Toronto, Ontario Canada e-mail: sales@nphheaters.com website www.nphheaters.com

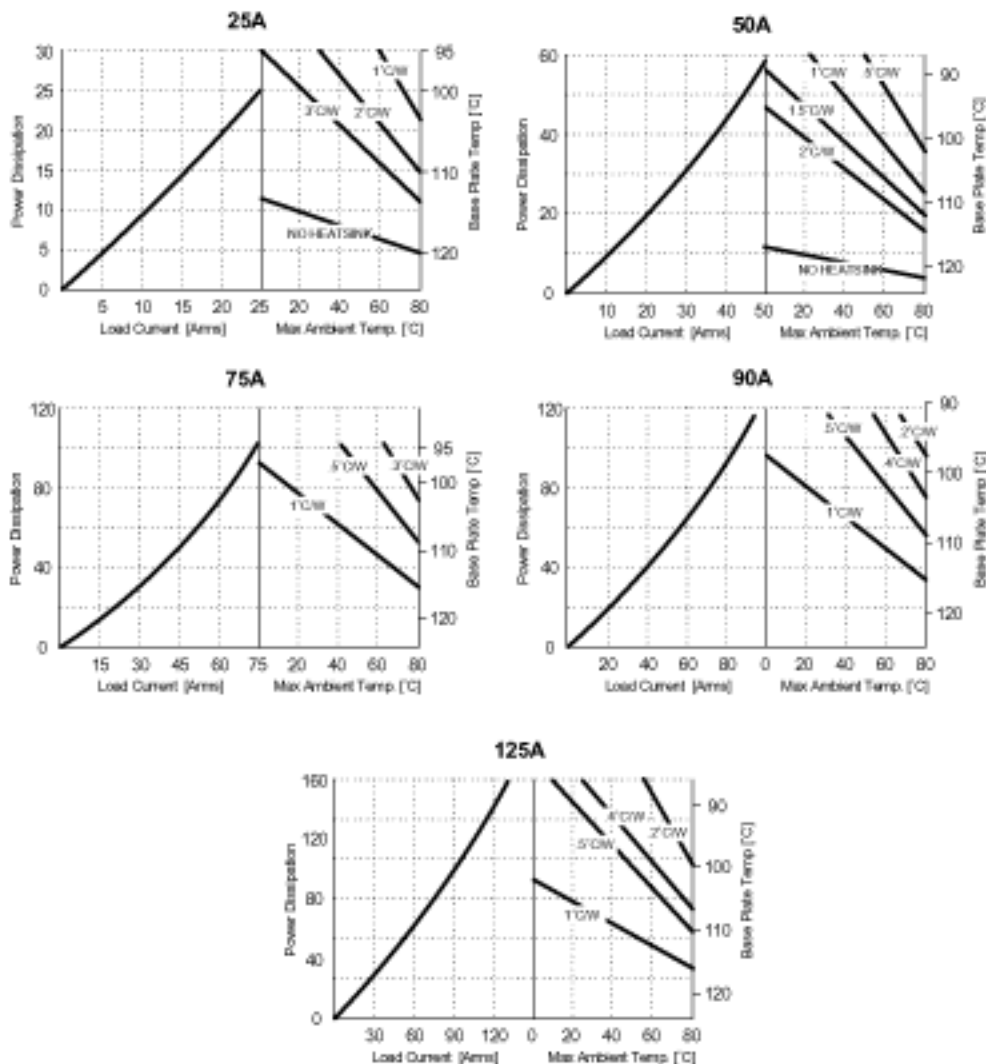
Series H12WD

25-125Amp • 480 Vac • AC Output

CRYDOM

Control over power

CURRENT DERATING CURVES



© 2002 CRYDOM CORP. Specifications subject to change without notice.



National Plastic Heater Sensor & Control Co.

phone: 416.491.8436 toll free: 1.877.674.9744 fax: 416.491.2433
Toronto, Ontario Canada e-mail: sales@nphheaters.com website www.nphheaters.com