



Series M50 Diode

60-100 Amp • DIODE Modules

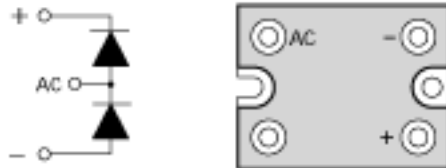
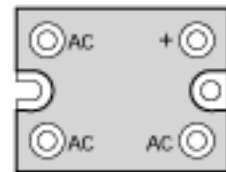
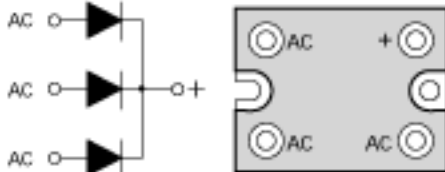
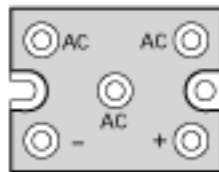
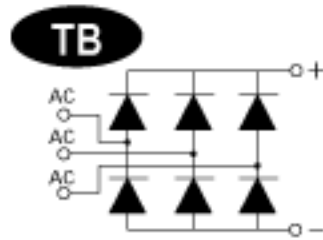
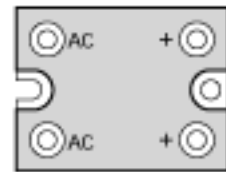
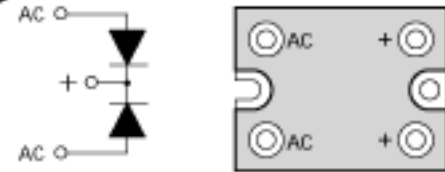
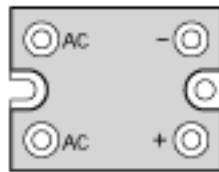
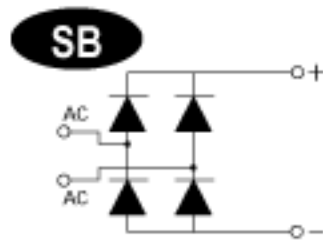
- High Surge Current Rectifier Circuits
- Up to 1600 Volt Blocking Standard

PART NUMBER IDENTIFICATION

| Series Type | Current | Circuit Type | Voltage | |
|-------------|----------------|---|---------------|---------------|
| M50 | 60 - 60 Amps | (see schematic diagrams) Example: TB | 400 (120Vac) | 1200 (480Vac) |
| | 100 - 100 Amps | | 600 (240Vac) | 1400 (530Vac) |
| | | | 1000 (380Vac) | 1600 (600Vac) |

Example: M50 100TB1200

M50 DIODE CIRCUITS



©2002 CRYDOM CORP Specifications subject to change without notice.



National Plastic Heater Sensor & Control Co.

phone: 416.491.8436 toll free: 1.877.674.9744 fax: 416.491.2433
 Toronto, Ontario Canada e-mail: sales@nphheaters.com website www.nphheaters.com